



A48-036.10
+ binario 01 48 DIMM
A48-036.10
+ track 01 48 DIMM



A48-036.10
+ binario 02 48 DIMM
A48-036.10
+ track 02 48 DIMM



A48-036.25
+ binario 01 48 DIMM
A48-036.25
+ track 01 48 DIMM



A48-036.25
+ binario 02 48 DIMM
A48-036.25
+ track 02 48 DIMM

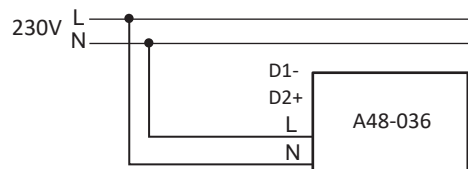
Driver integrato per binario 48V

Built-in driver for track 48V

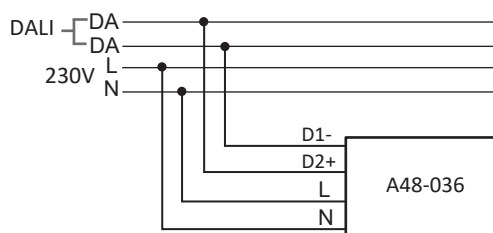
ISTRUZIONI PER L'INSTALLAZIONE
INSTRUCTIONS FOR INSTALLING
MODE D'INSTALLATION
MONTAGEANWEISUNGEN
INSTRUCTIES VOOR HET INSTALLEREN
INSTRUCCIONES PARA INSTALACION

Collegamenti elettrici / Wiring

ON-OFF (monoaccensione)



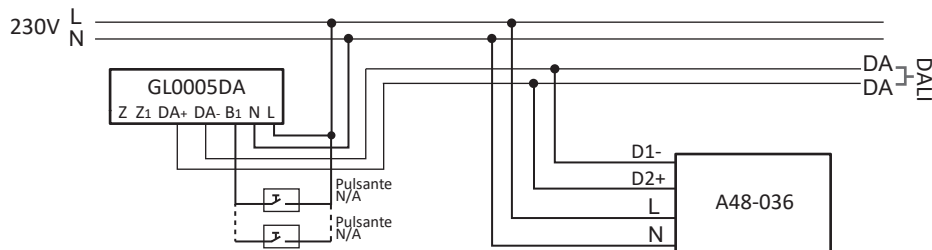
DALI



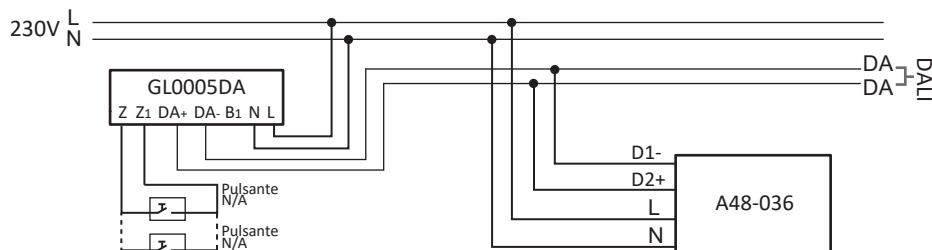
! D1 - / D2+ solo BUS DALI
only BUS DALI

switch-DIM con converter cod.GL0005DA / switch-DIM with converter cod.GL0005DA

GL0005DA nella scatola di derivazione / GL0005DA in the junction box



GL0005DA nella scatola portafrutti / GL0005DA in the flush mounting box



ATTENZIONE:

La sicurezza dell'apparecchio è garantita solo dall'uso appropriato delle seguenti istruzioni, pertanto è necessario rispettarle e conservarle.

WARNING:

Device security is guaranteed by the appropriate use of the following directions, therefore it is required to follow and to keep them.

ATTENTION:

La sécurité de l'appareil n'est garantie que dans le respect des instructions suivantes, Nous vous conseillons donc de les bien conserver.

ACHTUNG:

Die Gerätsicherheit ist versichert unter der Voraussetzung, daß die folgenden Einleitungen richtig verwendet und eingehalten werden. Des

ATTENTIE:

De veiligheid van het apparaat is alleen gegarandeerd bij het juist toepassen van de volgende montage-voorschriften.

ATENCIÓN:

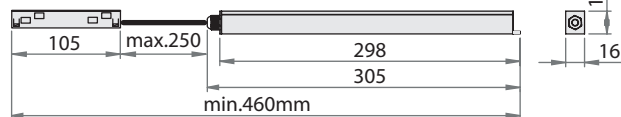
La seguridad del aparato se garantiza solo cumpliendo cuidadosamente las siguientes instrucciones; por ello, es necesario conservarlas.



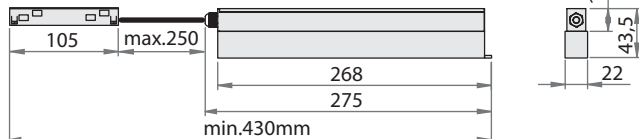
NON compatibile con
la serie BASIC
(06B 48 BASIC e 13B 48 BASIC)

NOT compatible with
BASIC series
(06B 48 BASIC and 13B 48 BASIC)

cod. A48-036.10 Driver 100W 48V




cod. A48-036.25 Driver 250W 48V




⑤

vedi "COLLEGAMENTI ELETTRICI" e passaggi n°6-7
see "WIRING" and passages 6-7

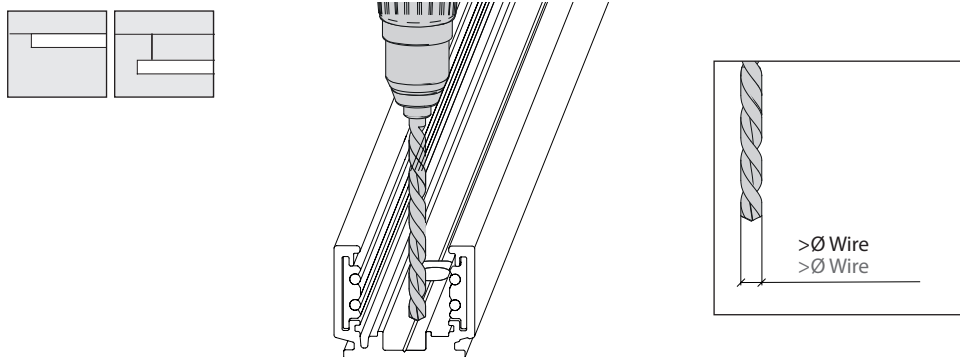


L } on-off
N } 230V


D1- } bus
D2+ } DALI




①




⑥



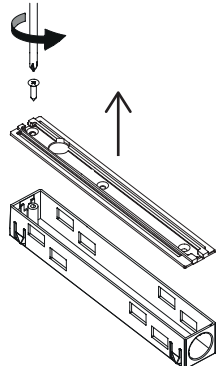
⑦



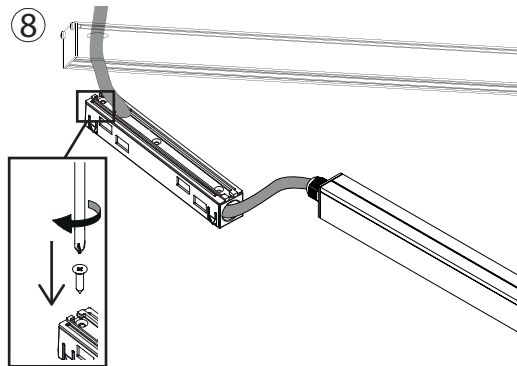
②




③



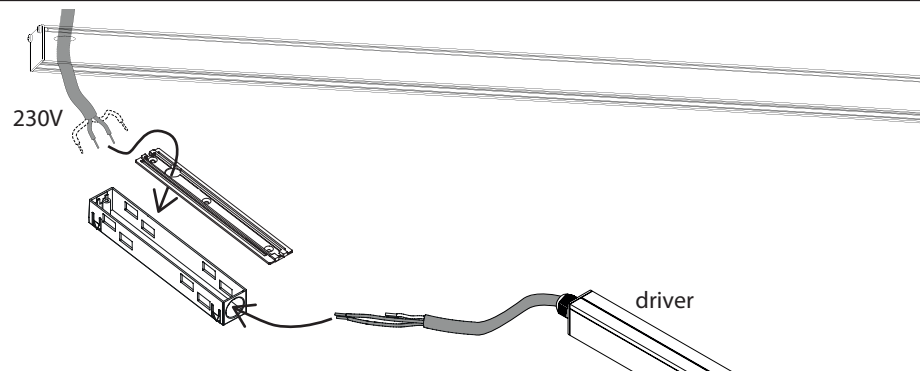
⑧



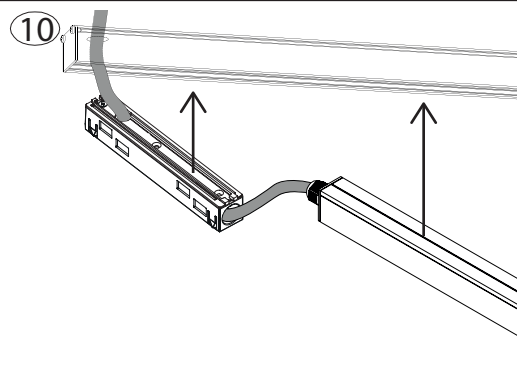
⑨



④



⑩



⑪

